

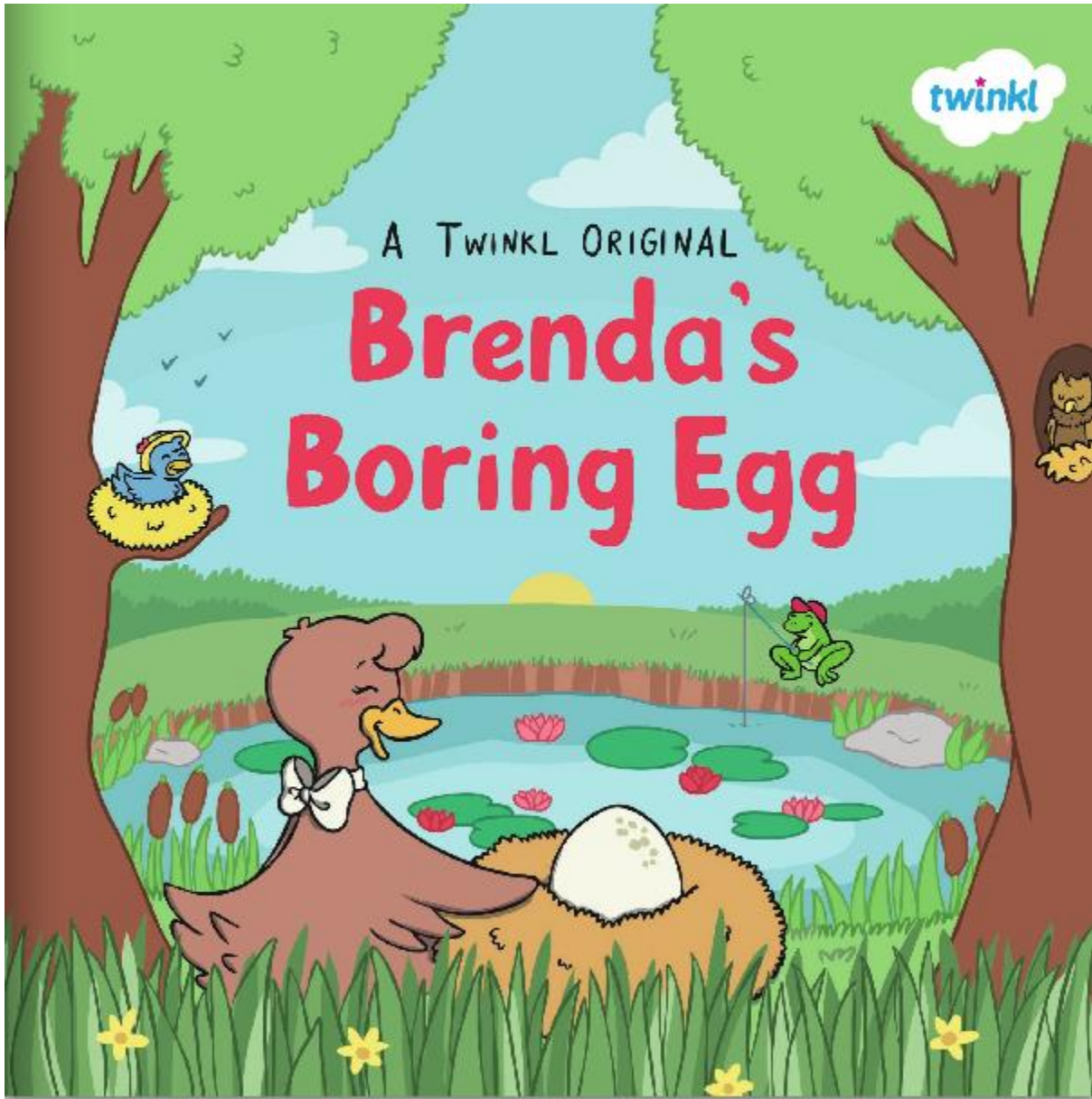
Year R's Home Learning Letter (Tuesday)

28.4.20

Remember you can contact us by email on earlyyearsteacher@kingsapps.co.uk or adminoffice@kingscopse.hants.sch.uk.


We'd love to hear from you. Thank you for all the wonderful updates on Tapestry, we are loving seeing what you are up to 😊 NB There are still few learning packs in reception to collect.

Phonics	Repeat phoneme frame activity from yesterday with the following words: <table border="1" style="margin: 10px auto; text-align: center;"> <tr> <td style="padding: 5px;">ch</td> <td style="padding: 5px;">i</td> <td style="padding: 5px;">m</td> <td style="padding: 5px;">p</td> </tr> </table> <p>help, just, chimp, roast, pond, nest, milk (if your child is struggling please feel free to use alternative words.)</p> <p>Play a game on phonics play.</p>		ch	i	m	p
ch	i	m	p			
Reading	Read pages 10-13 of Brenda's Boring Egg (attached to this sheet or you can find it online at https://www.twinkl.co.uk/resource/t-l-53920-brendas-boring-egg-ebook which is offering free membership at the moment. Some suggestions of what you might discuss about these pages: Can you find any words that rhyme? What is Brenda feeling sad about? Do you think the other ducks realise how she is feeling? What makes you think this? Can you find a picture that shows Brenda is still caring for her egg well?					
Writing	Write a message to Brenda, e.g. <i>Don't worry Brenda you will have a lovely duckling.</i> <ul style="list-style-type: none"> Don't forget to snuggle your letters into words, leaving gaps between them. Use the sound and word mats in your learning pack. 					
Handwriting	Practise this letter: <div style="text-align: center; margin: 10px 0;"> </div> <div style="text-align: center; margin: 10px 0;"> </div> <p>See information in pack for more guidance. Write these words:</p>					
Maths	Making numbers Draw a large diagram like the one yesterday. It could be on paper, using chalks on a paving slab, in sand- be a creative as you can. Find as many ways as you can to make a number of your child's choice and represent them on the diagram- you could sort beads, draw dots, write numbers e.g. <div style="float: right; text-align: center;"> </div>					
Wider Curriculum						
Art	Can you make a potato print picture? You could make Brenda's duck footprints? <div style="text-align: center; margin: 10px 0;"> </div>					
Choose an activity from the sheet in your pack of 20 things you can do indoors.						



Mrs Dalton, Mrs Phillips, Mrs Miles, Mrs Jones, Miss Pack, Miss Smith, Miss Holloway, Miss Young, Miss Payne and Mrs Watson xxx


For all of the others had eggs that were bright,
With colourful patterns; not boring and white.



10

*Mrs Dalton, Mrs Phillips, Mrs Miles, Mrs Jones, Miss Pack, Miss Smith, Miss Holloway, Miss Young,
Miss Payne and Mrs Watson xxx*

She listened as other ducks gloated with glee,
As they dreamed of how special their ducklings would be.



"My egg is so blue," Brenda heard Betty boast,
"My baby will turn out much wiser than most.

With feathers azure like the sparkling sea,
What a dazzling creature my duckling will be!"

